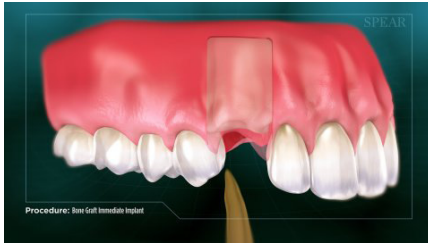


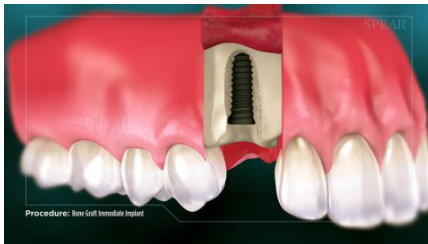
Bone Graft with Immediate Implant Placement



In cases where a tooth is lost and a dental implant is needed, your doctor may recommend a bone graft be performed to stabilize and support it.



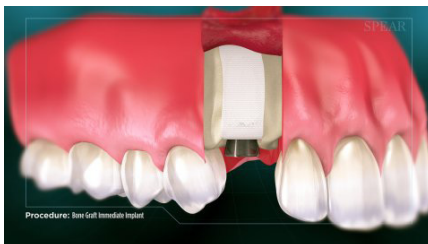
The first step in this procedure is to prepare the site for placing the dental implant



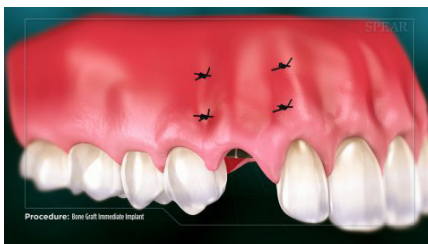
Next, the implant body is placed into the bone.



Once the implant is placed, bone material is packed around the implant.



The area is covered with a special healing membrane, and a healing cap is seated onto the implant.



The area is then sutured and given time to heal- during this time the graft solidifies around the implant and blends into your natural bone tissue. While healing, your doctor can provide a temporary tooth to fill the empty space.



Bone Graft with Immediate Implant Placement



Once fully healed, the damaged bone will have regained its original strength and stability. At a future appointment, the final restoration can be placed onto the implant to complete the process.

